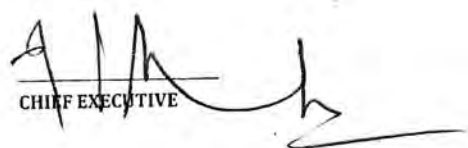


**INTEGRATED EQUITIES LIMITED**  
**STATEMENT OF FINANCIAL POSITION**  
**AS AT DECEMBER 31, 2018**

		<b>December 31, 2018</b>	<b>June 30, 2018</b>
	<b>Note</b>	<b>RUPEES</b>	<b>RUPEES</b>
<b>ASSETS</b>			
<b>NON CURRENT ASSETS</b>			
Property & Equipments	3	7,209,752	1,709,609
Intangible Assets	4	5,014,000	5,017,500
Long Term Investments	5	63,647,979	60,561,551
Long Term Deposits	6	1,719,000	1,749,000
Investment Property	7	24,502,400	28,302,400
		<b>102,093,131</b>	<b>97,340,060</b>
<b>CURRENT ASSETS</b>			
Trade Debtors-Consider Good	8	34,383,953	38,921,788
Short Term Investments	9	8,510,944	6,870,001
Advances, Deposits, Prepayments & Other Receivables	10	8,632,584	13,507,000
Cash And Bank Balances	11	11,904,058	19,820,778
		<b>63,431,539</b>	<b>79,119,567</b>
<b>TOTAL ASSETS</b>		<b>165,524,670</b>	<b>176,459,627</b>
<b>EQUITY AND LIABILITIES</b>			
<b>SHARE CAPITAL AND RESERVES</b>			
Share Capital	12	130,000,000	130,000,000
Other Reserves		9,150,625	6,064,197
Retain Earnings		5,097,180	6,320,576
<b>TOTAL EQUITY</b>		<b>144,247,805</b>	<b>142,384,773</b>
<b>LIABILITIES</b>			
<b>NON CURRENT LIABILITIES</b>			
Deferred Tax Liability		433,647	2,106,032
		<b>433,647</b>	<b>2,106,032</b>
<b>CURRENT LIABILITIES</b>			
Trade And Other Payables	13	17,538,795	28,958,006
Short Term Loan From Director	14	2,615,727	33,917
Taxation		688,696	2,976,899
		<b>20,843,218</b>	<b>31,968,822</b>
<b>CONTINGENCIES AND COMMITMENTS</b>	15	-	-
<b>TOTAL EQUITY AND LIABILITIES</b>		<b>165,524,670</b>	<b>176,459,627</b>

The annexed notes from 1 to 23 form an integral part of these Financial Statements.


  
**CHIEF EXECUTIVE**

  
**DIRECTOR**

**INTEGRATED EQUITIES LIMITED**  
**PROFIT AND LOSS ACCOUNT**  
**FOR THE PERIOD ENDED DECEMBER 31,2018**

		<b>December 31,2018</b>	<b>December 31,2017</b>
	<b>Note</b>	<b>RUPEES</b>	<b>RUPEES</b>
Revenue	16	12,363,979	18,407,884
Capital gain/(Loss)		2,301,365	(3,851,580)
Unrealized loss on remeasurement of investments		(1,055,843)	40,670
Dividend income		680,363	523,238
Other income	17	13,145	103,865
		<b>14,303,008</b>	<b>15,224,077</b>
Operating Expenses	18	(16,516,909)	(15,447,756)
<b>Profit Before Tax</b>		<b>(2,213,902)</b>	<b>(223,679)</b>
Taxation	19	(987,905)	594,157
<b>Profit After Tax</b>		<b>(1,225,997)</b>	<b>370,478</b>

The annexed notes from 1 to 23 form an integral part of these Financial Statements.


  
CHIEF EXECUTIVE

  
DIRECTOR

**INTEGRATED EQUITIES LIMITED**  
**STATEMENT OF COMPREHENSIVE INCOME**  
**FOR THE PERIOD ENDED DECEMBER 31,2018**

	<b>December 31,2018</b> RUPEES	<b>December 31,2017</b> RUPEES
Profit after tax	(1,225,997)	370,478
Other comprehensive income for the year	3,086,428	
Total Comprehensive Income For The Year	<u>1,860,432</u>	<u>370,478</u>

The annexed notes from 1 to 23 form an integral part of these Financial Statements.


  
CHIEF EXECUTIVE


  
DIRECTOR

**INTEGRATED EQUITIES LIMITED**  
**STATEMENT OF CASH FLOWS**  
**FOR THE PERIOD ENDED DECEMBER 31,2018**

	<b>December 31,2018</b>	<b>December 31,2017</b>
	<b>RUPEES</b>	<b>RUPEES</b>
<b>CASH FLOW FROM OPERATING ACTIVITIES</b>		
Profit from Operations	(2,213,902)	(223,679)
<b><u>Adjustment for Non-cash items</u></b>		
Depreciation	693,300	316,574
Amortization	3,500	3,500
Unrealized gain (loss) on remeasurement of short term investment through profit or loss	1,055,843	(40,670)
Gain/Loss on disposal of Equipment/investment property	242,455	-
Gain on revaluation of investment property	-	-
Dividend Income	(680,363)	(523,238)
<b>Net Profit before Working Capital Changes</b>	<b>(899,166)</b>	<b>(467,513)</b>
<b><u>Changes in Working Capital</u></b>		
<b><u>(Increase) / Decrease in Current Assets</u></b>		
Trade Debtors	4,537,835	2,712,909
Investments	(2,696,786)	13,964,425
Advances, Deposits and Other Receivables	3,353,419	3,285,144
<b>Increase / (Decrease) in Current Liabilities</b>		
Trade Creditors and Accrued Expenses	(11,419,211)	2,136,528
<b>Cash Used in Operations</b>	<b>(7,123,909)</b>	<b>21,631,492</b>
Tax paid	(1,663,584)	(4,833,905)
<b>Net Cash Used/Generated from Operating Activities</b>	<b>(8,787,493)</b>	<b>16,797,587</b>
<b>CASH FLOW FROM INVESTING ACTIVITIES</b>		
Security Deposit	30,000	(503,000)
Acquisition of PPE	(6,221,400)	(90,860)
Dividend Income	680,363	523,238
Disposal Long term Investment	-	-
Acquisition of investment property	-	-
Disposal of investment property	3,800,000	-
<b>Net Cash flow from Investing Activities</b>	<b>(1,711,038)</b>	<b>(70,622)</b>
<b>CASH FLOW FROM FINANCING ACTIVITIES</b>		
Long Term Loan	-	-
Acquisition/(repayment) of long term loan from director	2,581,810	61,782
<b>Net Cash Flow from Financing Activities</b>	<b>2,581,810</b>	<b>61,782</b>
Net Increase in Cash and Cash Equivalents	(7,916,721)	16,788,747
Cash and Cash Equivalents at the beginning of the Year	19,820,778	12,324,349
<b>Cash and Cash Equivalents at the end of the Year</b>	<b>11,904,058</b>	<b>29,113,096</b>

The annexed notes from 1 to 23 form an integral part of these Financial Statements.

  
**CHIEF EXECUTIVE**

  
**DIRECTOR**

INTEGRATED EQUITIES LIMITED  
STATEMENT OF CHANGES IN EQUITY  
FOR THE PERIOD ENDED DECEMBER 31,2018

Particulars	Issued, subscribed and paid-up capital	Other reserves	Retained earnings	Total
	RUPEES			
Balance as at July 1, 2016	102,216,080	17,963,227	17,603,459	137,782,766
Other Comprehensive loss for the year--restated	-	(10,353,442)	-	(10,353,442)
Profit for the year--restated	-	-	15,388,328	15,388,328
2,778,392 ordinary shares of Rs. 10/- each issued as bonus shares	27,783,920	-	(27,783,920)	-
Balance as at June 30,2017	130,000,000	7,609,785	5,207,867	142,817,652
Other Comprehensive Income for the period	-	(1,545,588)	-	(1,545,588)
Profit for the period	-	0	1,112,709	1,112,709
Balance as at June 30,2018	130,000,000	6,064,197	6,320,576	142,384,773
Other Comprehensive Income for the period	-	3,086,428	-	3,086,428
Profit for the period	-	-	(1,225,997)	(1,225,997)
Balance as at December 31,2018	130,000,000	9,150,625	5,097,180	144,247,805

The annexed notes from 1 to 23 form an integral part of these Financial Statements.

  
CHIEF EXECUTIVE

  
DIRECTOR